

Dark blue horizontal bar

Light gray rectangular block

Light gray rectangular block

Light gray rectangular block

Light gray horizontal bar

Dark blue horizontal bar

Light gray rectangular block

Light gray rectangular block

Light gray rectangular block

96%


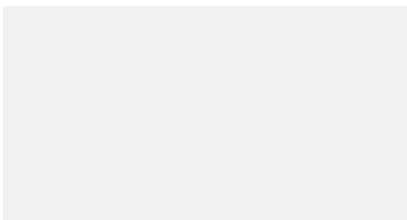
said they were very satisfied or satisfied with the education they received.

23%
23%
12%
12%
0%
0%
4%
15%
4%

Percentages are based on those who gave a valid rating, excluding those who said not applicable.

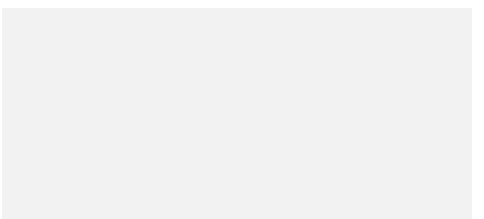
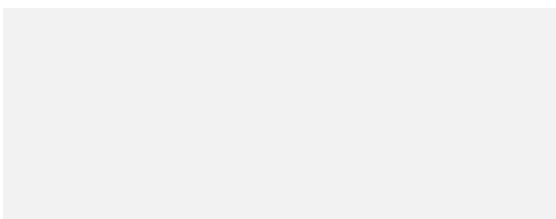

0%
0%
0%
0%
8%
0%
4%

Percentages are based on those who gave a valid rating, excluding those who said not applicable.



92%

*said the knowledge and skills
gained in their program were useful
in preparing to write the Certificate
of Qualification or Red Seal
certification exams*



said they were




96%

*of employed respondents found a job in their trade,
including those who had a job to return to after their training*

96%

*had a
to return to after their training*

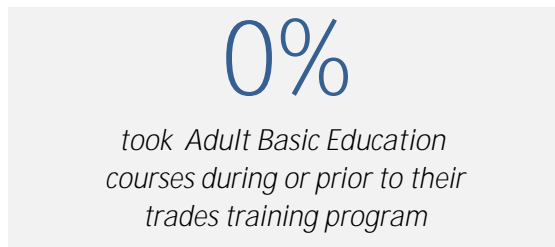
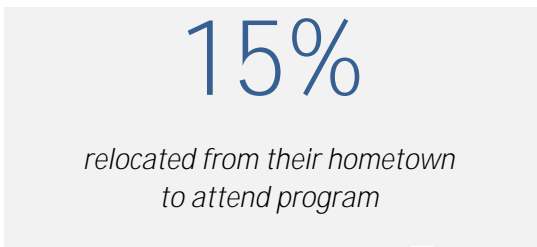
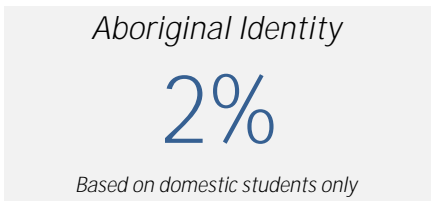
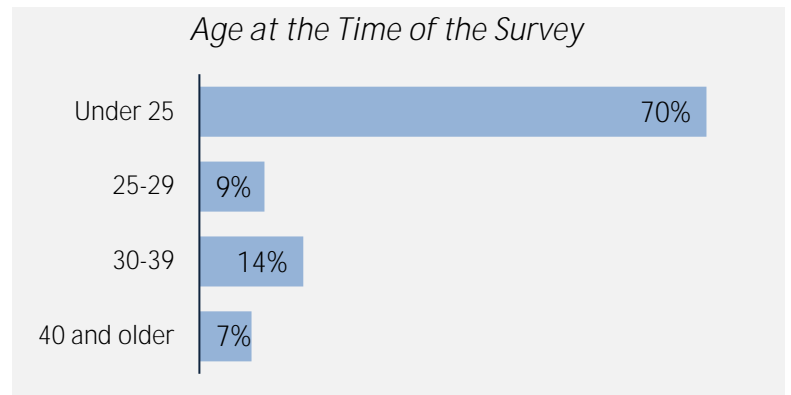
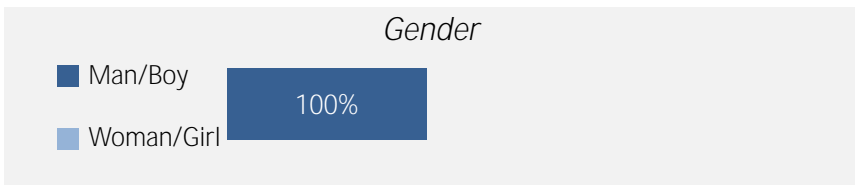


72%

*were still working
for the same employer*

CPC: VCC: Automotive Service Technician Apprenticeship Level 1;

Cohort 142
 Respondents 56
 Response Rate 39%



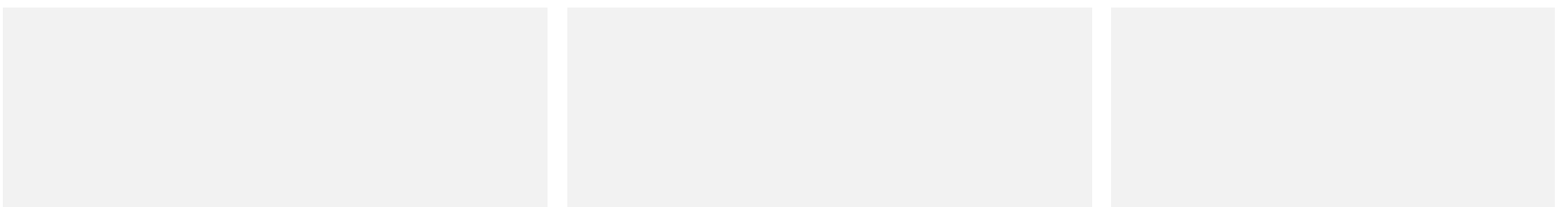



Region respondents were living in at the time of the survey



Applied filters:

Cohort
Respondents
Response Rate



100%

100%

0.0%

The "Employment rate" is the number employed as a percentage of all respondents.

The "Unemployment rate" is the number of unemployed as a percentage of respondents in the labour force.

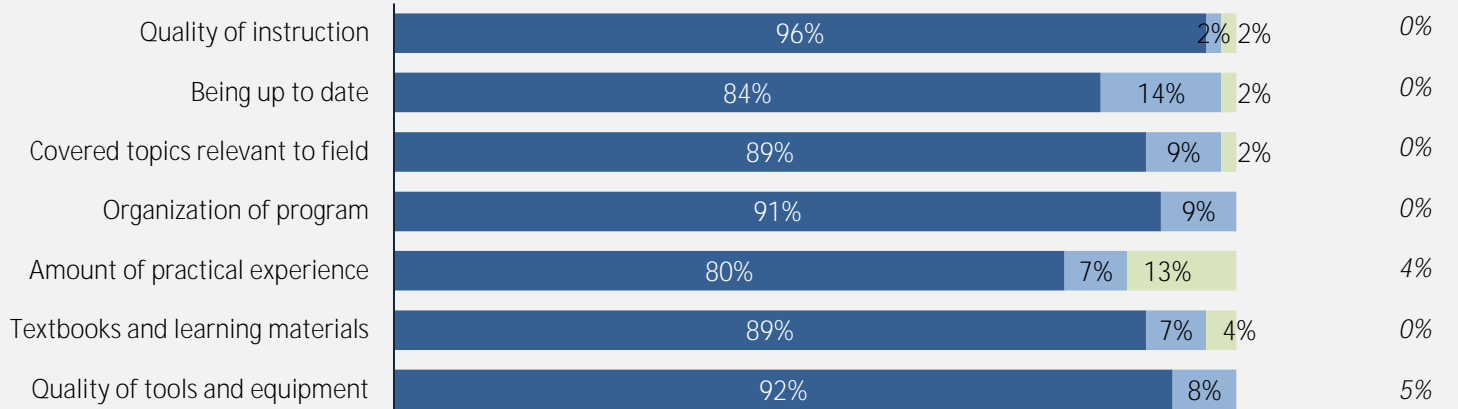
n = 55

98%

said they were very satisfied or satisfied with the education they received.


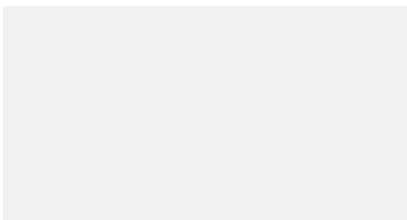
21%
16%
5%
5%
2%
0%
2%
15%
0%

Percentages are based on those who gave a valid rating, excluding those who said not applicable.




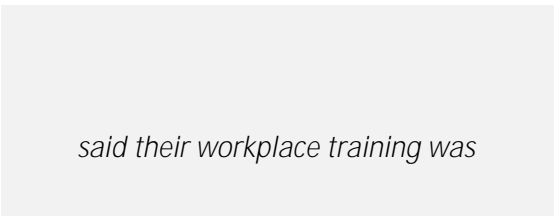
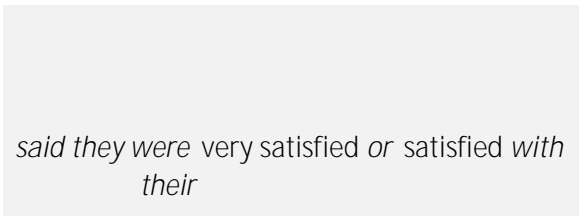
■ Very good or Good ■

Percentages are based on those who gave a valid rating, excluding those who said not applicable.



100%

*said the knowledge and skills
gained in their program were useful
in preparing to write the Certificate
of Qualification or Red Seal
certification exams*



*said they were very satisfied or satisfied with
their*

said their workplace training was

were




98%

*of employed respondents found a job in their trade,
including those who had a job to return to after their training*








96%

*had a
to return to after their training*



80%

*were still working
for the same employer*



100%

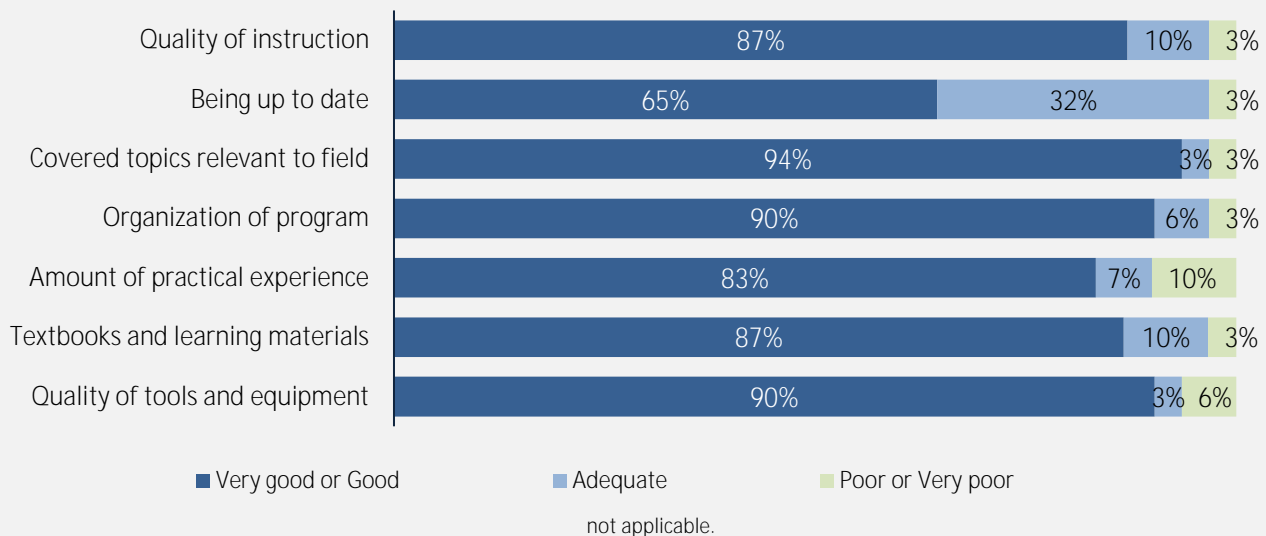
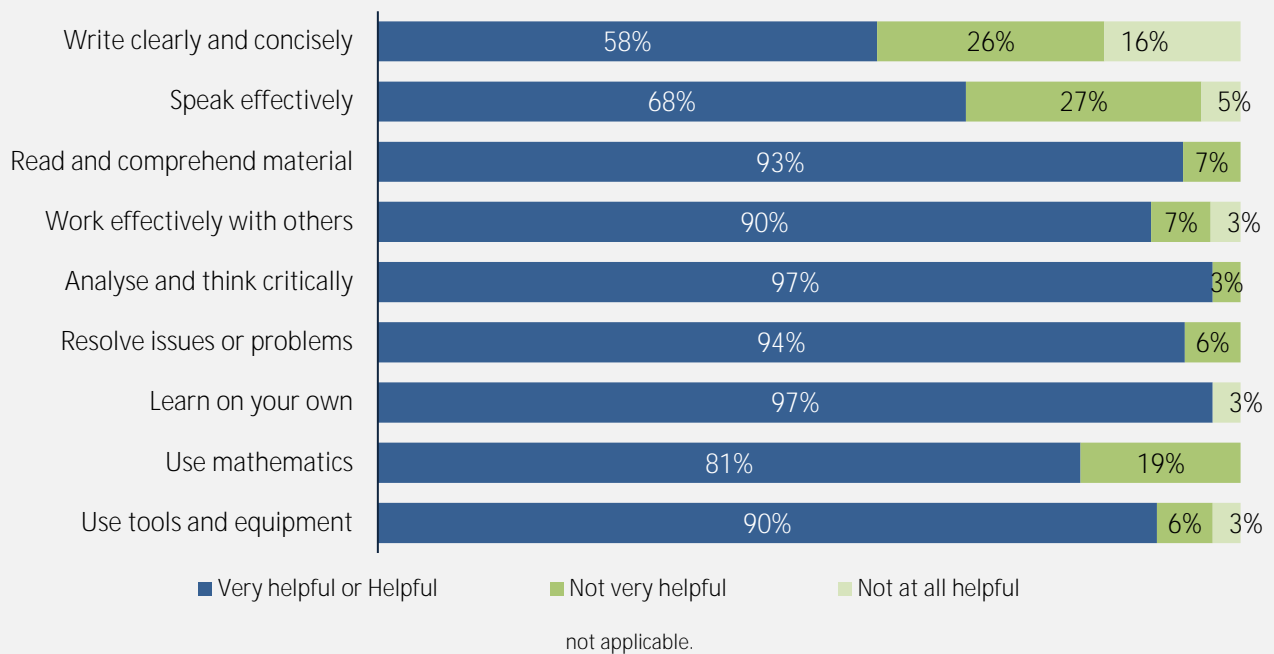
100%







0.0%

n =

93%

very satisfied satisfied





100%

97%

90%

