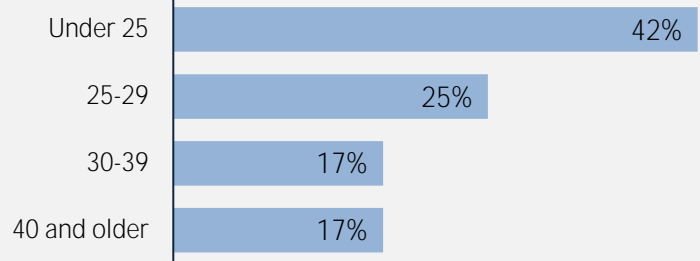
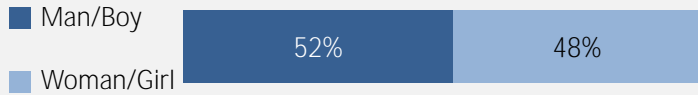


Description of Survey Participants



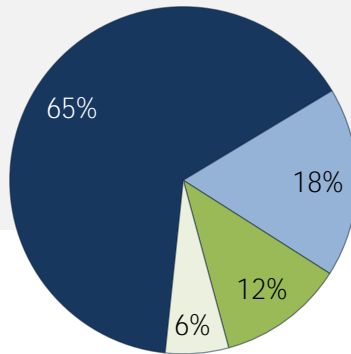
27

71%
took further studies after graduating from their program
n = 17

85%
of those who had taken further studies said their program prepared them well

71%
of respondents were currently studying

Further Studies Related to Program



■ Very related ■ Somewhat related
■ Not very related ■ Not at all related

Of those who took further studies at a different institution:

100%

expected transfer credit
n = 3

Of those who expected transfer credit:

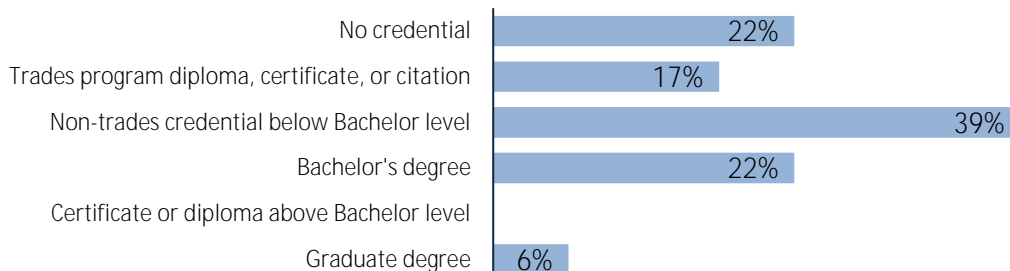
67%

Received transfer credit

67%

were very satisfied or satisfied with their transfer experience

Past Education



Credentials are based on those who had taken previous post-secondary education. Respondents could report more than one type of post-secondary credential.

Adult Basic Education

5%

English as a Second Language

9%

Diploma, Associate Degree, and Certificate Student Outcomes Summary of Survey Results: 2020 to 2024

Applied filters:
CPC: VCC: Music;

Cohort Respondents
Response Rate 46

Skill Development and Post-Secondary Experience

91%

said they were very satisfied or satisfied with the education they received.

Skill Development

Not applicable 33%

21%

4%

0%

4%

13%

0%

Percentages are based on those who gave a valid rating, excluding those who said Not applicable.

Satisfaction with Post-Secondary Experience

Not applicable 0%















0%













0%




0%




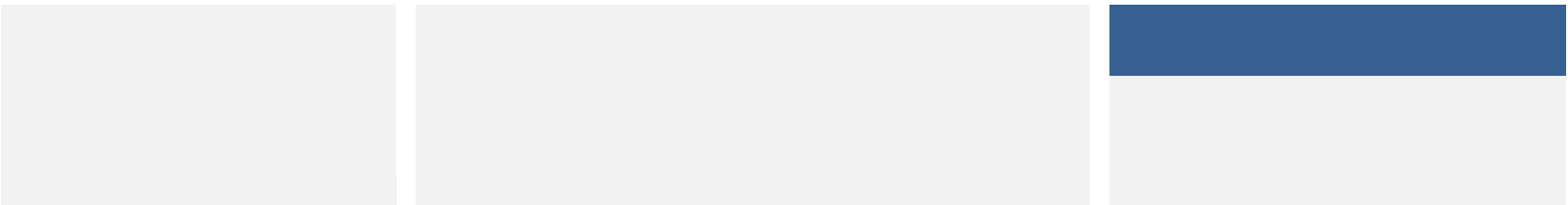


0%




Percentages are based on those who gave a valid rating, excluding those who said Not applicable.











Diploma, Associate Degree, and Certificate Student Outcomes
Summary of Survey Results: 2020 to 2024


Description of Survey Respondents

Demographics

Further Education

Past Education

Skill Development and Post-Secondary Experience



■

■

■



Diploma, Associate Degree, and Certificate Student Outcomes Summary of Survey Results: 2020 to 2024

Applied filters:


Cohort	1
Respondents	1
Response Rate	100%

Description of Survey Respondents

Demographics

Gender

Age at the Time of the Survey



Indigenous Identity

-

Median Age

23

Further Education

0%

Further Studies Related to Program

-

0%

■ Very related ■ Somewhat related
■ Not very related ■ Not at all related

■ very satisfied ■ satisfied

Past Education

0%

of respondents had taken previous post-secondary education

n = 0

Adult Basic Education

-

English as a Second Language

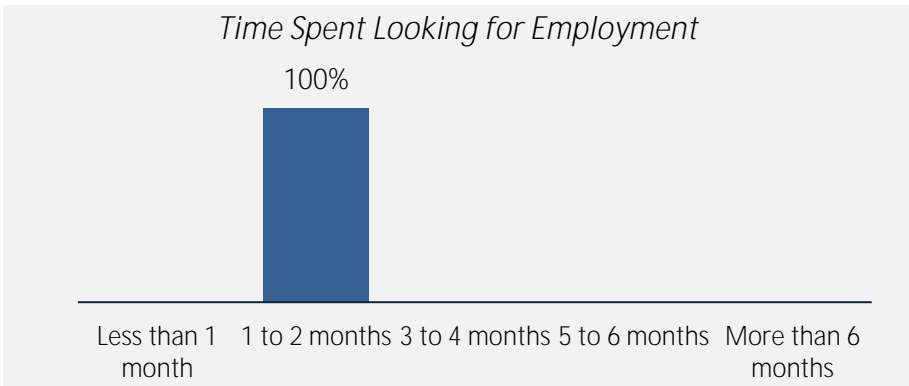
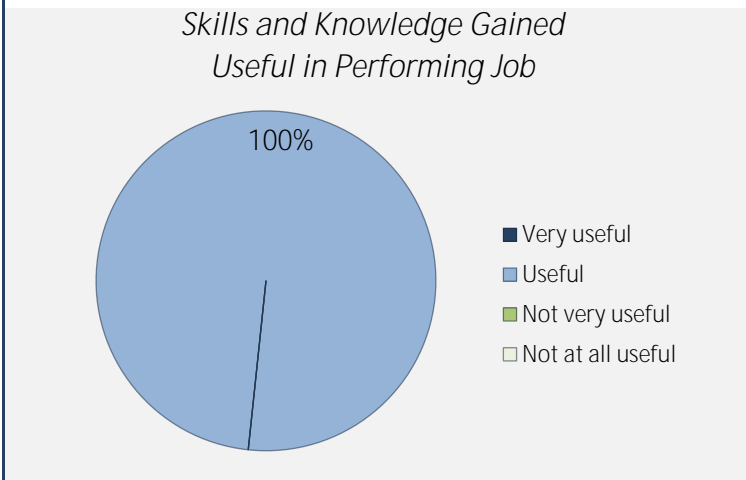
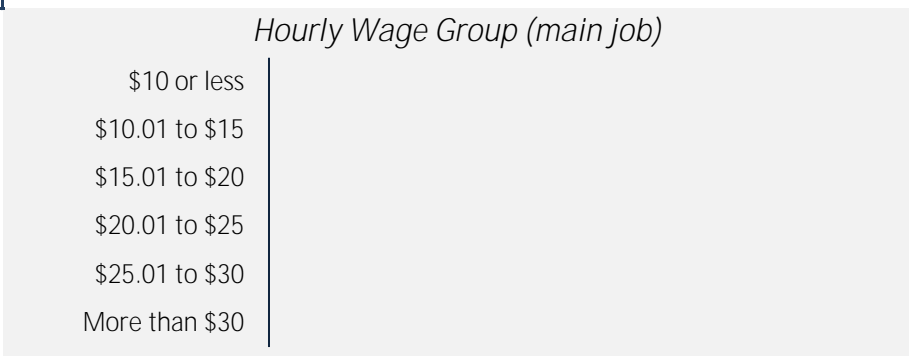
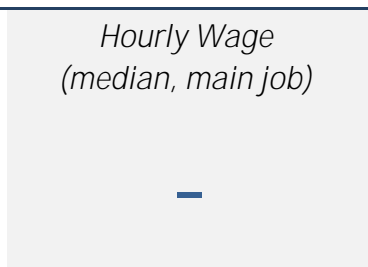
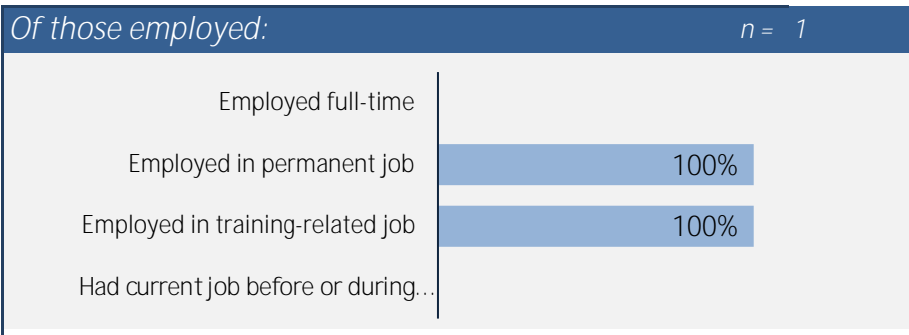
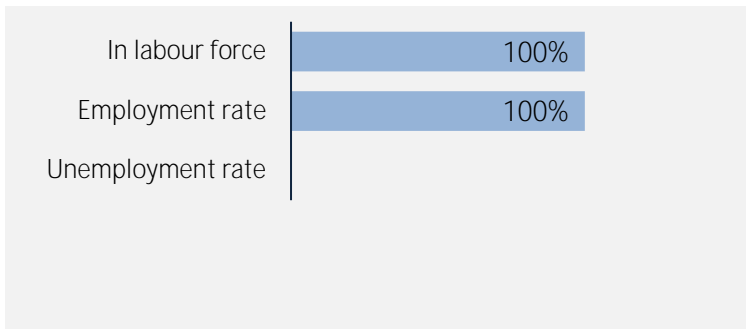
-

Diploma, Associate Degree, and Certificate Student Outcomes
Summary of Survey Results: 2020 to 2024

Applied filters:

Cohort	1
Respondents	1
Response Rate	100%

Employment Outcomes



Top Occupations (5-digit NOC)

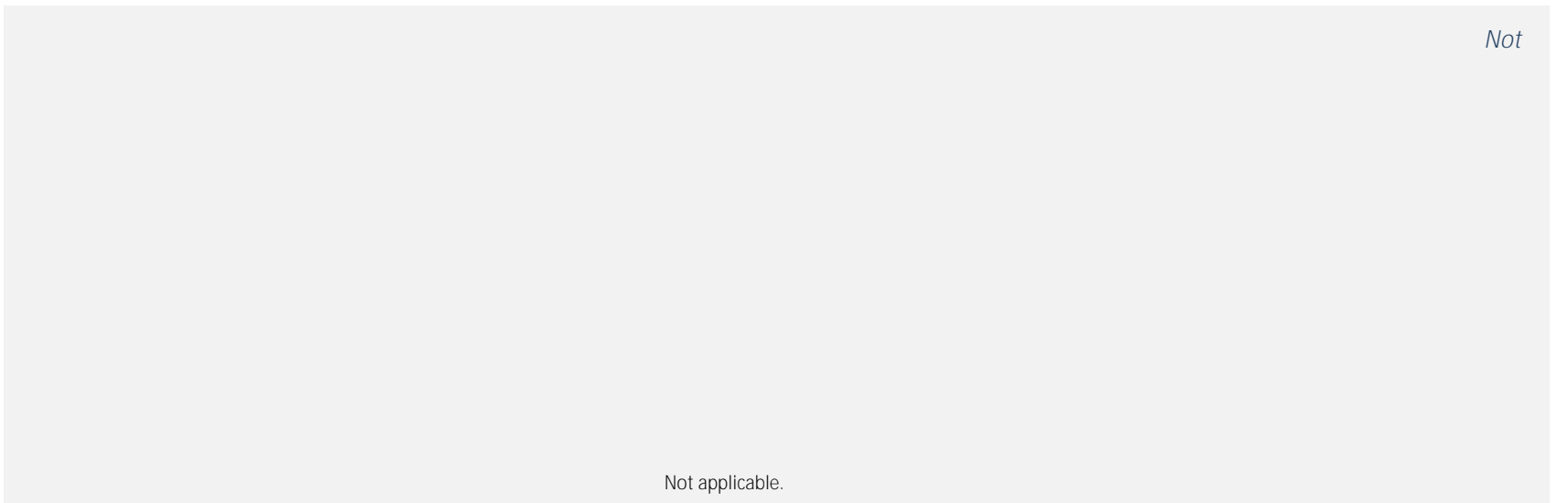


XXXXX: Unclassified occupations	1	100%
---------------------------------	---	------

Total employed 1

Diploma, Associate Degree, and Certificate Student Outcomes
Summary of Survey Results: 2020 to 2024

Applied filters:

Cohort
Respondents
Response Rate



Not applicable.

Not