














Diploma, Associate Degree, and Certificate Student Outcomes Summary of Survey Results: 2020 to 2024



Based on domestic students only.




Further Education





Diploma, Associate Degree, and Certificate Student Outcomes Summary of Survey Results: 2020 to 2024

CPC: VCC: Paralegal - Conveyancing;



Top Occupations (5-digit NOC)

Diploma, Associate Degree, and Certificate Student Outcomes Summary of Survey Results: 2020 to 2024



Percentages are based on those who gave a valid rating, excluding those who said

Diploma, Associate Degree, and Certificate Student Outcomes Summary of Survey Results: 2020 to 2024

Applied filters:

Cohort 73
Respondents 25
Response Rate 34%

Description of Survey Respondents

Demographics

Gender

Age at the Time of the Survey

Indigenous Identity

Median Age

Further Education

Further Studies Related to Program

Past Education

of respondents had taken previous post-secondary education

n = 20



Adult Basic Education

*English as a
Second Language*

Diploma, Associate Degree, and Certificate Student Outcomes
Summary of Survey Results: 2020 to 2024


Applied filters:

*Cohort
Respondents
Response Rate*



Satisfaction with Post-Secondary Experience

*Not
applicable*






Diploma, Associate Degree, and Certificate Student Outcomes Summary of Survey Results: 2020 to 2024










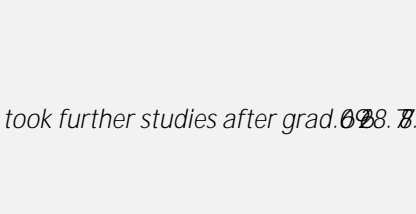
CPC: VCC: Paralegal Diploma;

Description of Survey Respondents

Demographics



Further Education



Diploma, Associate Degree, and Certificate Student Outcomes
Summary of Survey Results: 2020 to 2024

This table contains several empty cells, indicating that the survey results data has not been populated. The table structure consists of multiple rows and columns. A dark blue horizontal bar is positioned at the top of the table area. At the bottom right of the page, the number 12 and the percentage 100% are displayed, likely representing the page number and completion rate respectively.

Diploma, Associate Degree, and Certificate Student Outcomes
Summary of Survey Results: 2020 to 2024

Skill Development and Post-Secondary Experience

said they were

0%
8%
0%
8%
0%
0%
0%

Percentages are based on those who gave a valid rating, excluding those who said














0%
8%
0%
0%
0%

Percentages are based on those who gave a valid rating, excluding those who said

Diploma, Associate Degree, and Certificate Student Outcomes
Summary of Survey Results: 2020 to 2024

Applied filters:




Cohort
Respondents
Response Rate



Diploma, Associate Degree, and Certificate Student Outcomes
Summary of Survey Results: 2020 to 2024

Applied filters:

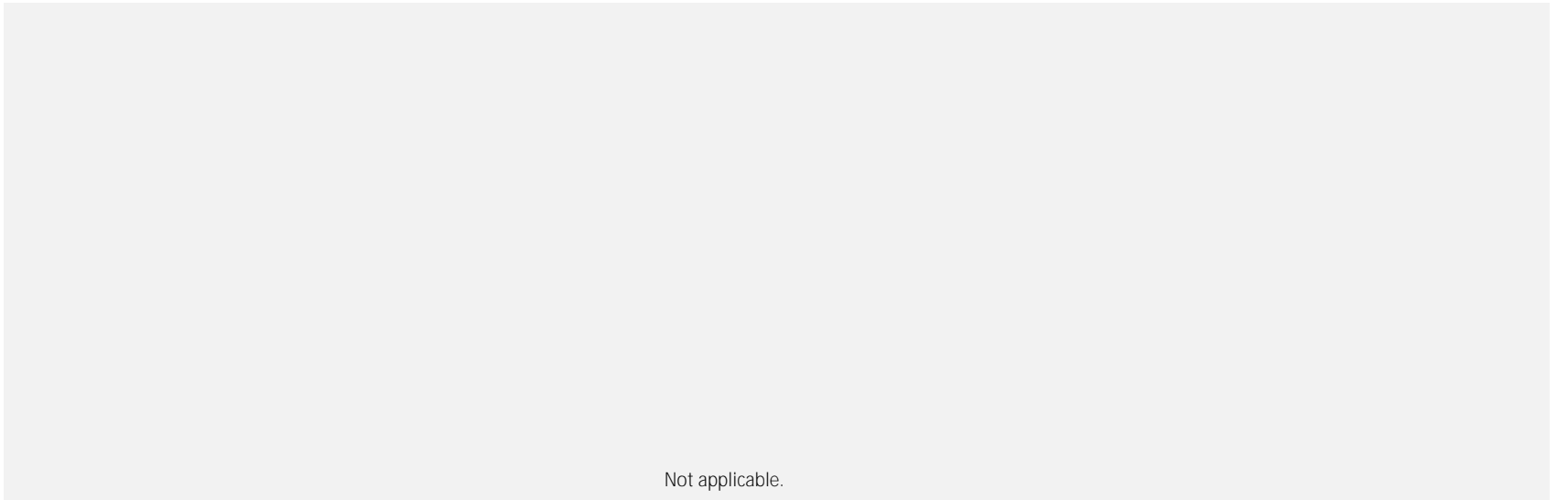


Cohort



Diploma, Associate Degree, and Certificate Student Outcomes
Summary of Survey Results: 2020 to 2024

Applied filters:

*Cohort
Respondents
Response Rate*



Not applicable.